



Ref. No.	Issuer company	Issue (yyyy/mm/dd)	Last modification (yyyy/mm/dd)
PV15DSC513	Digital Imaging Group	2015/09/18	2016/11/15
Subject			
<b>Compatibility between LCD MODULE and MAIN BOARD ASSY</b>			
Model (System model)	Destination	Serial number	Color
DSC-H300	All	All  ~	All
DSC-H400	All	All  ~	All

## SYMPTOM

The compatibility needs to be considered for the combination of LCD MODULE and MAIN BOARD ASSY. If either of these parts has to be replaced, confirm the following [Combination Table].

## CAUSE

The withdrawal of the original LCD maker from LCD business:

Since any LCD having met the same specification was not found as an alternative, the compatibility needs to be considered for the new LCD.

## REQUIRED PART / TOOL / SOFTWARE

DSC-H300

 1-812-310-11 LCD MODULE  
 A-1989-698-C MAIN BOARD ASSY


DSC-H400

 1-812-310-21 LCD MODULE  
 A-2045-571-C MAIN BOARD ASSY


## SOLUTION

When replacing LCD MODULE or MAIN BOARD ASSY, see each matrix below for DSC-H300 or DSC-H400, and choose a suitable pair of parts.







### **DSC-H300 Combination Table**

	Part name	Part No.	LCD MODULE A-1989-699-A	LCD MODULE (G) A-2076-066-A	LCD MODULE 1-812-310-11 <b>New</b>
	MAIN BOARD ASSY	A-1989-698-A	Available	Not Available	Not Available
A-1989-698-B		Available	Available	Not Available	
A-1989-698-C <b>New</b>		Available	Available	Available	

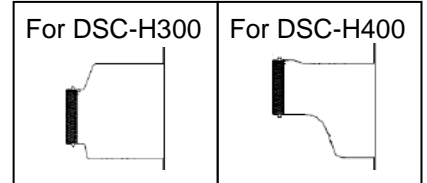
### **DSC-H400 Combination Table**

	Part name	Part No.	LCD MODULE 4-537-603-01	LCD MODULE (G) A-2076-067-A	LCD MODULE 1-812-310-21 <b>New</b>
	MAIN BOARD ASSY	A-2045-571-A	Available	Not Available	Not Available
A-2045-571-B		Available	Available	Not Available	
A-2045-571-C <b>New</b>		Available	Available	Available	

**Method to distinguish LCD MODULE**

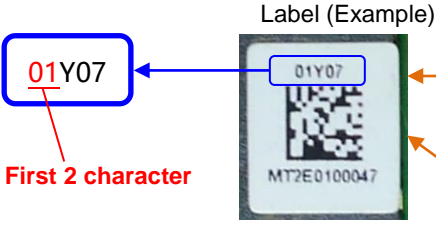
	Front bezel: Engraved string	Back bezel: Location of printed string	Part No. for DSC-H300	Part No. for DSC-H400
Old	None 	1 location (Center of Bezel) 	A-1989-699-A	4-537-603-01
	With Engraved string 	1 location 	A-2076-066-A	A-2076-067-A
New	With Engraved string 	2 locations 	1-812-310-11	1-812-310-21

Note: Shape of FPC



**Method to distinguish MAIN BOARD ASSY**

It can be classified by the first 2 character which is printed by the label stuck on MAIN BOARD ASSY.





Label (Example)

01Y07

MT2E0100047

First 2 character

For DSC-H300		First 2 character	Part No.
	Old	01 or 02	A-1989-698-A
	New	03	A-1989-698-B
		04	A-1989-698-C

For DSC-H400		First 2 character	Part No.
	Old	01	A-2045-571-A
		02	A-2045-571-B
	New	03	A-2045-571-C

**REVISION HISTORY**

REV	QTY	DATE	MEMO
△1	8	2016.11.01	Revision by re-change in LCD MODULE and MAIN BOARD ASSY